




I love my World!




A fun activity book to make.



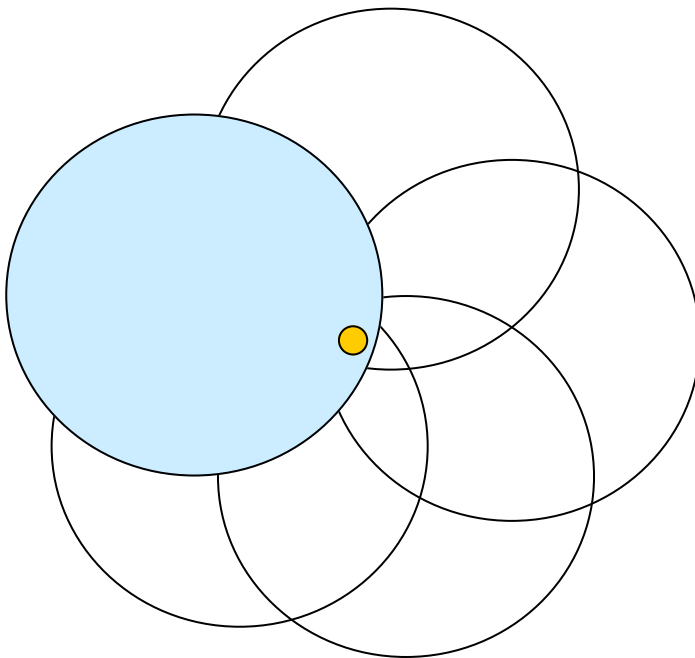






INSTRUCTIONS:

1. Draw a picture inside each of the circles about something you love about the world you live in / or different things you can do to look after the Earth!
2. Colour in the Picture of the Earth on the front cover.
3. Cut out the circles & the World on the front cover.



4. Hold all the circles together and punch a hole in them.
5. Bind them together using a split pin.
6. Then fan out the book to show your work!

WELL DONE

